


3. SDB 0620T Series (Shielded Type)

Applications

- Watches, Toys Camera, Electronic Thermometers.
- Portable communication equipment.
- DC/DC converters, etc.
- Power supply for VTRs.
- Other various electronic appliances.



Features

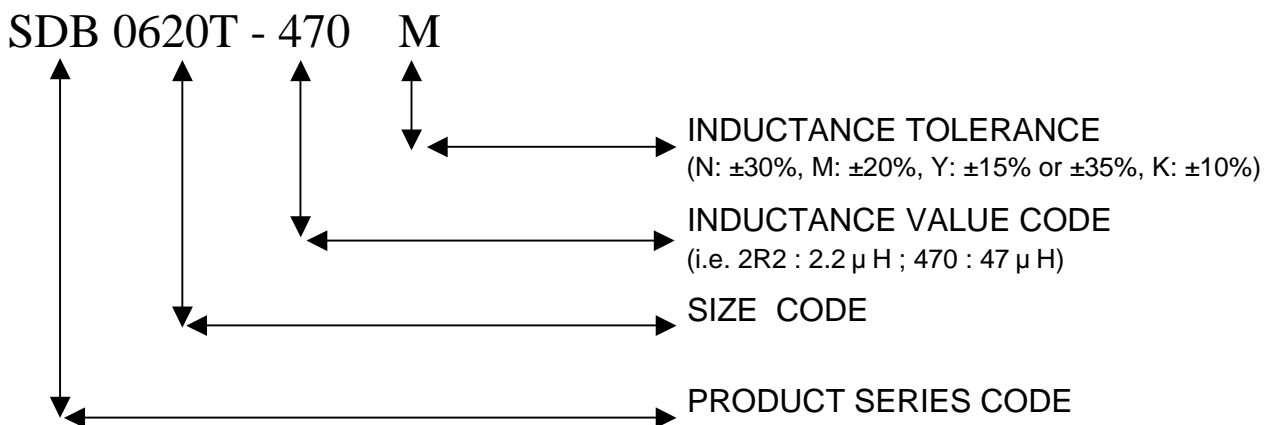
- Compact, low profile with low Rdc and large current.
- With magnetic shielded against radiation.
- Flat bottom surface allows reliable mounting onto the board.
- Available on tape and reel for auto surface mounting.

Inductance and Rated Current ranges

Part Series	Inductances range	Rated Current range
* SDB0620T	1.00~100 μ H	3.50~0.45A (Irms) ; 4.15~0.50A (Isat)

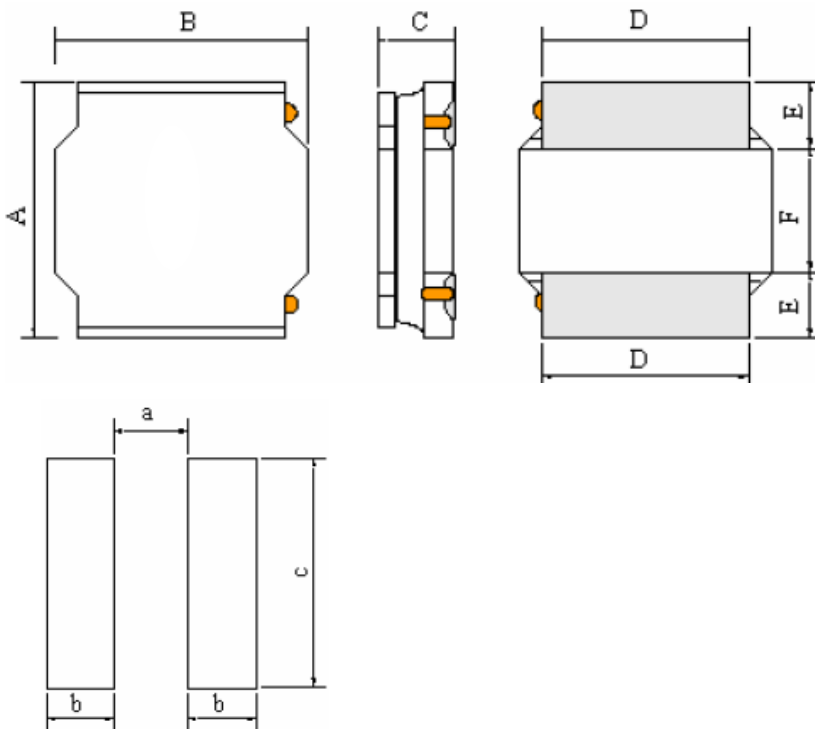
(Dimension data (Refer to Fig. 1))

Part Numbering System



3. SDB 0620T Series (Shielded Type)

Dimensions (mm)



Unit: mm

A	6.0±0.2
B	6.0±0.2
C	2.0 Max.
D	5.0 Typ.
E	1.50 Typ.
F	3.0 Typ.
a	2.6 Typ.
b	1.9 Typ.
c	5.7 Typ.

Construction & Material:

1. Ferrite Core: Ni-Zn Ferrite
2. Wire: Polyurethane system enameled copper wire
3. Magnetic Glue: Epoxy resin and magnetic powder
4. Plating Electrodes: Plating: Ag/Ni/Sn
5. Outer Electrodes: Top surface solder coating: Sn/Ag/Cu
6. Product comply with RoHS' requirement

3. SDB 0620T Series (Shielded Type)

Electrical Characteristics

Part No	L (μ H)	Tolerance	Test Condition	DCR (Ω) \pm 30%	Isat (A) max.	Irms (A) max.
SDB0620T - 1R0	1.0	M, N	100KHz, 0.5V	0.020	4.15	3.50
SDB0620T - 1R5	1.5	M, N	100KHz, 0.5V	0.022	4.00	3.20
SDB0620T - 2R2	2.2	M, N	100KHz, 0.5V	0.028	3.75	2.75
SDB0620T - 3R3	3.3	M, N	100KHz, 0.5V	0.035	3.15	2.60
SDB0620T - 4R7	4.7	M, N	100KHz, 0.5V	0.058	3.00	2.00
SDB0620T - 6R8	6.8	M, N	100KHz, 0.5V	0.079	2.20	1.80
SDB0620T - 100	10	M, N	100KHz, 0.5V	0.105	1.75	1.40
SDB0620T - 150	15	M, N	100KHz, 0.5V	0.145	1.20	1.20
SDB0620T - 220	22	M, N	100KHz, 0.5V	0.204	1.05	1.00
SDB0620T - 330	33	M, N	100KHz, 0.5V	0.300	0.95	0.84
SDB0620T - 470	47	M, N	100KHz, 0.5V	0.430	0.70	0.65
SDB0620T - 680	68	M, N	100KHz, 0.5V	0.660	0.62	0.60
SDB0620T - 101	100	M, N	100KHz, 0.5V	1.200	0.50	0.45

- Test equipment:
L HP4284A LCR meter
DCR: Milli-ohm meter
- Electrical specifications at 20°C

Characteristics

- Isat : DC current at which the inductance drops approximate 30% from its value without current
- Irms : The DC current is inductor surface temperature to rise by 40°C (Reference ambient temperature 20°C).
- Operating temperature range: -40~125°C